



### District Report Card: 2017


<b>State:</b> Mizoram	<b>District:</b> Champhai
<b>Class:</b> 8	<b>Subject:</b> Language
<b>Schools:</b> 54	<b>Students:</b> 866


### Participation/Coverage


#### Students

<div>GENDER</div> <div></div>	Boys				Girls			
	Number		%		Number		%	
	436		50.35		430		49.65	

<div>AREA</div> <div></div>	Rural				Urban			
	Number		%		Number		%	
	546		63.05		320		36.95	

<div>CATEGORY</div> <div></div>	SC		ST		OBC		GEN	
	Number	%	Number	%	Number	%	Number	%
	0	0.00	866	100.00	0	0.00	0	0.00

<div>CWSN</div> <div></div>	LD	VI	HI	S&LD	ID	Oth
	1	7	1	2	0	0

<div>Management</div> <div></div>	Government			Government-aided		
	Number		%	Number		%
	809		93.42	57		6.58

### Average Performance of Students in Language (%)

Overall	Gender		Area		Management		Social Group			
	Male	Female	Rural	Urban	Govt.	Aided	SC	ST	OBC	GEN
40.25	38.09	42.43	37.42	45.06	39.82	46.32	0.00	40.25	0.00	0.00

## Performance on Learning Outcomes (LOs)

Learning Outcomes	Description	Average Performance(%)
L813	Read textual/non-textual materials with comprehension and identifies the details, characters, main idea and sequence of ideas and events while reading	40.25

Range of Performance of Students who Answered Correctly							
Below 30%		30% - 50%		50% - 75%		Above 75%	
Number	%	Number	%	Number	%	Number	%
285	32.91	335	38.68	203	23.44	43	4.97

## Lowest Performing Learning Outcomes (LOs)

1 - Read textual/non-textual materials with comprehension and identifies the details, characters, main idea and sequence of ideas and events while reading (40.25)